


Standard Pump Head

SN25,SN15-14,SN15-16



(3 rollers)

Product Introduction

Standard pump head with compact structure, exquisite appearance, fixed occlusion and stable running. Can stack several pump heads, and support various equipment.

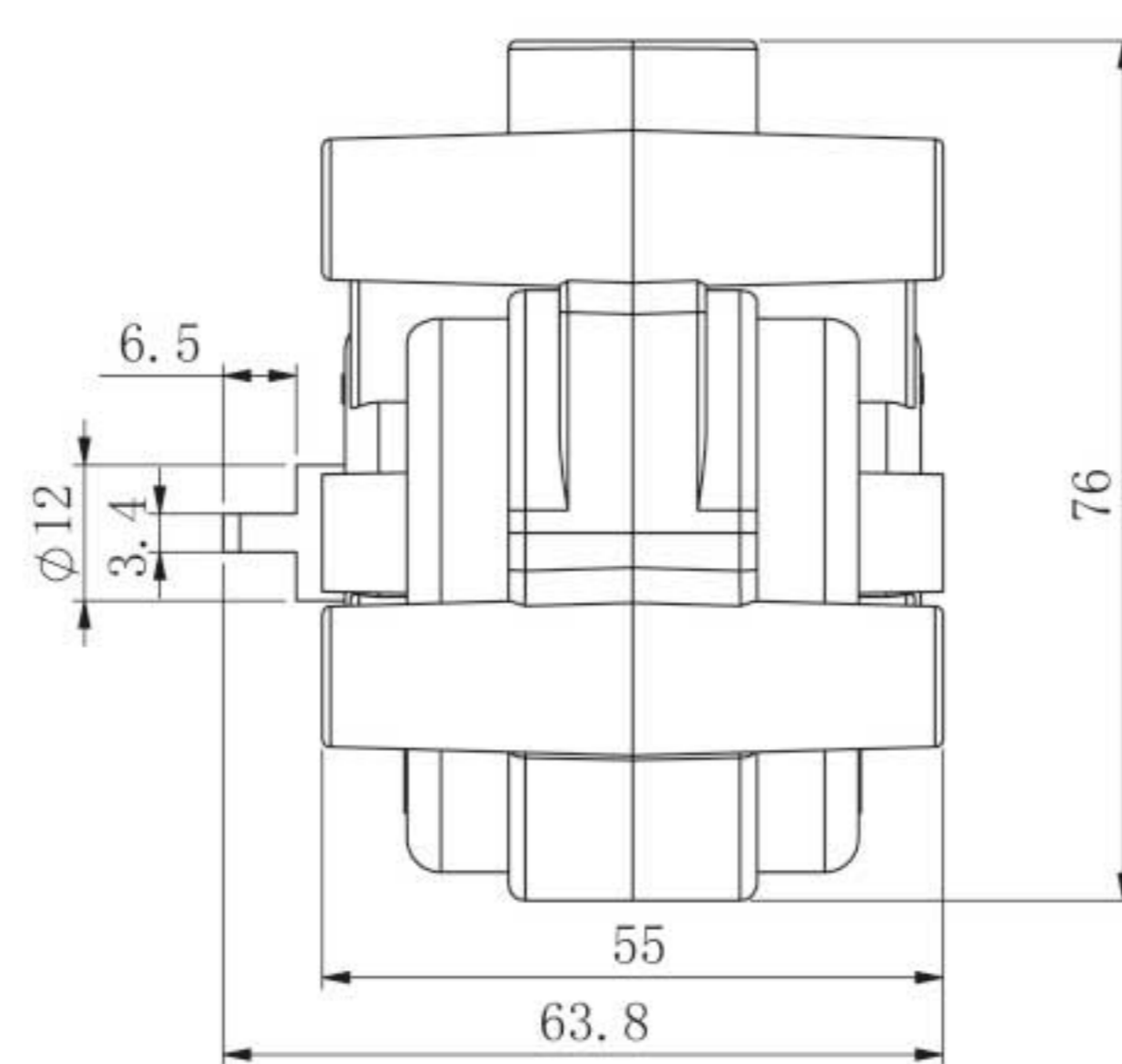
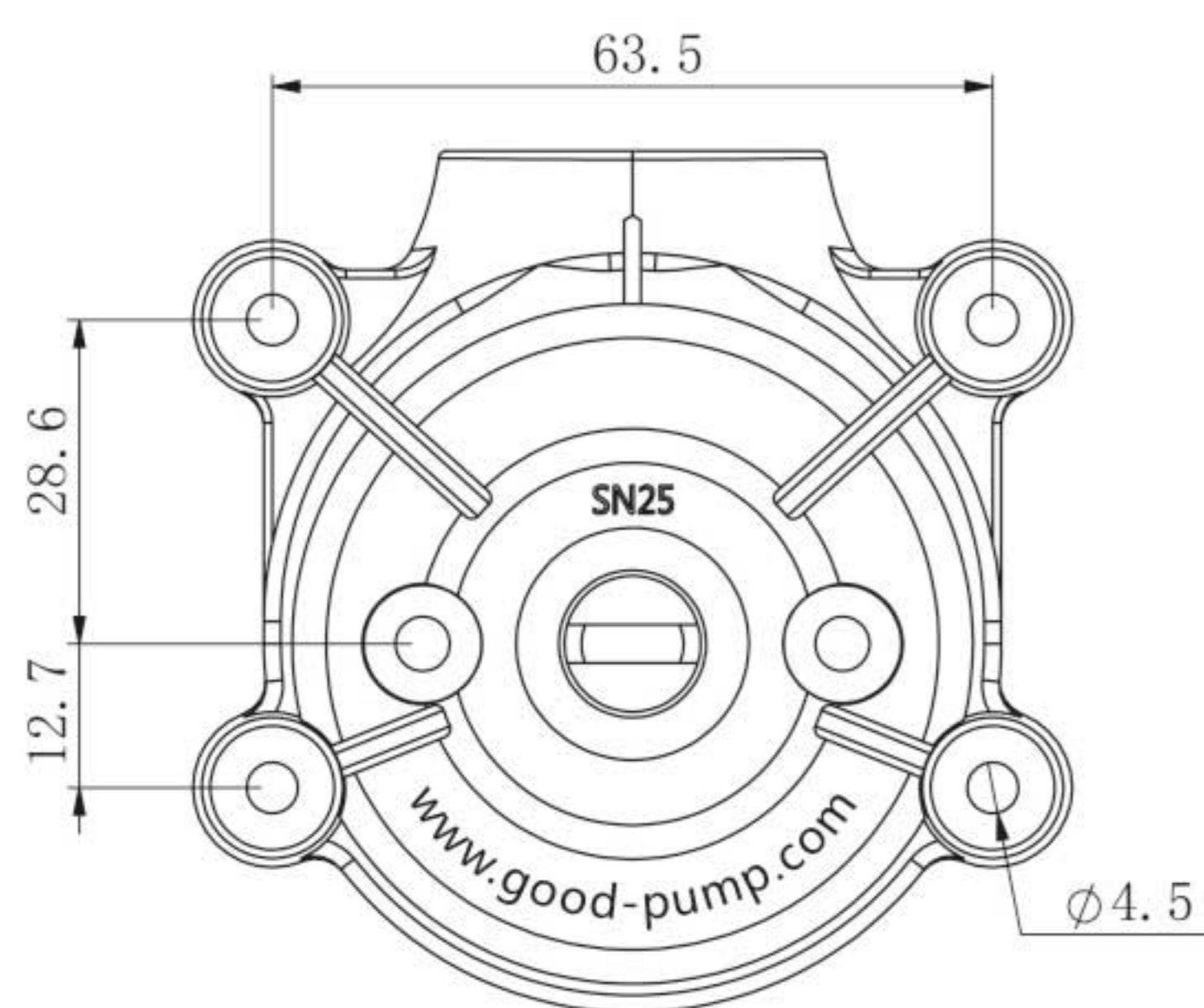
Model Number

| SN25, SN15-14, SN15-16

Typical Application

- | Use in the ice cream machine and coffee making machine
- | Support COD on-line monitor

Dimension Drawing (Unit: mm)



SN15-14



SN15-16

Tubing Installation Procedure

A. Disassemble the pump head, and press the tubing on the rollers.



B. Make the tubing go around the rollers one cycle, and merge it on the exit.



C. Tighten the tubing aptly, and load the other half pump head body.



Experimental conditions: standard atmospheric pressure, room temperature at 20°C, the liquid is pure water, no pressure, no suction and lift.

Note: Actually, it is affected by many factors such as transmission medium, inlet and outlet pressure, hose material and error, working environment, etc. This data is for reference only.

Technical Specifications

Model No.	Housing Material	Rollers Material	Tubing		Flow Rate (mL/min) (0.1-600rpm)	Weight (kg)
			Tubing sizes	ID x Wall thickness		
SN15-14	PC	304 stainless steel	14#	1.6 x 1.6 (mm)	0.024~144	0.20
SN15-16			16#	3.1 x 1.6 (mm)	0.088~528	
SN25			24#	6.4 x 2.4 (mm)	0.25~1500	

